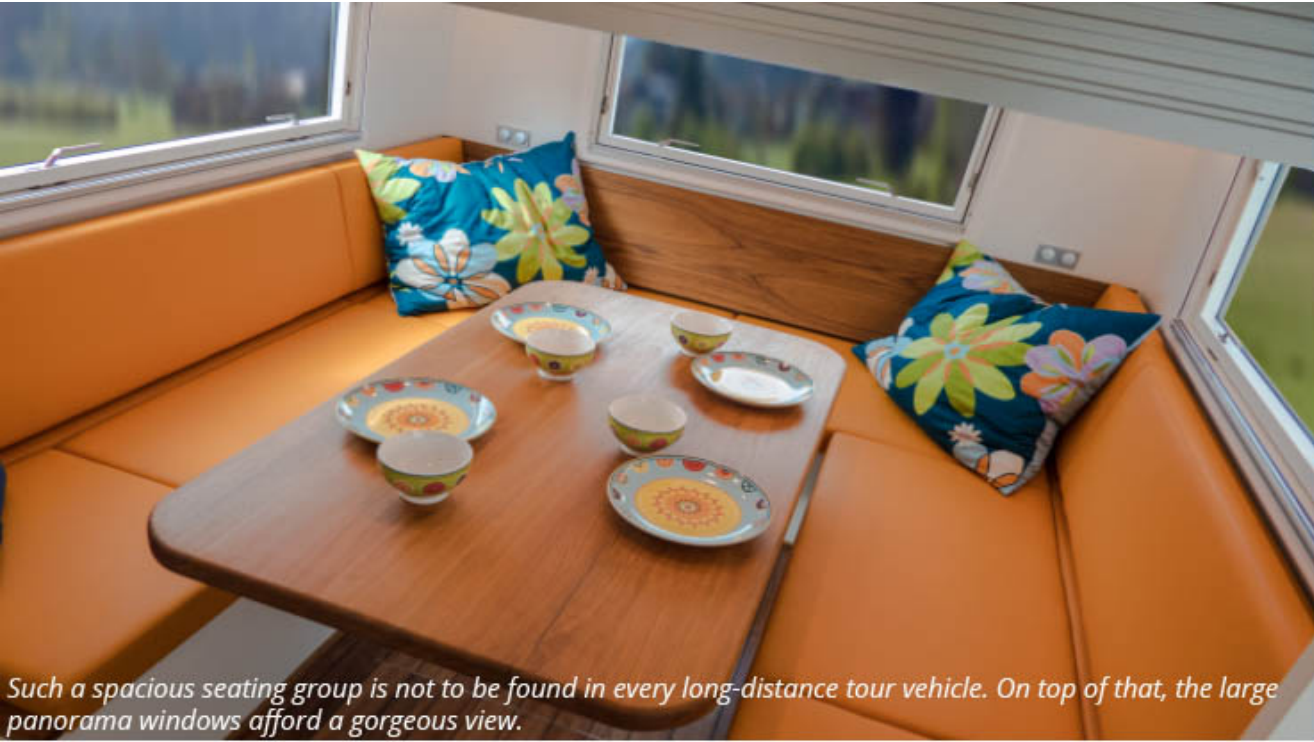




ATACAMA  
5200 HB





Such a spacious seating group is not to be found in every long-distance tour vehicle. On top of that, the large panorama windows afford a gorgeous view.

As the lifting bed is installed above the seating area, table and seat benches can have a generous length.

At the push of a button, the bed is lowered electrically and no rearrangements are necessary. Within seconds, a large double bed already made up emerges and provides ample space for stretching and lolling about.




ACTION MOBIL ATACAMA 5200 HD





Hardly noticeable – the lifted bed above the seating group



TOILET

SHOWER

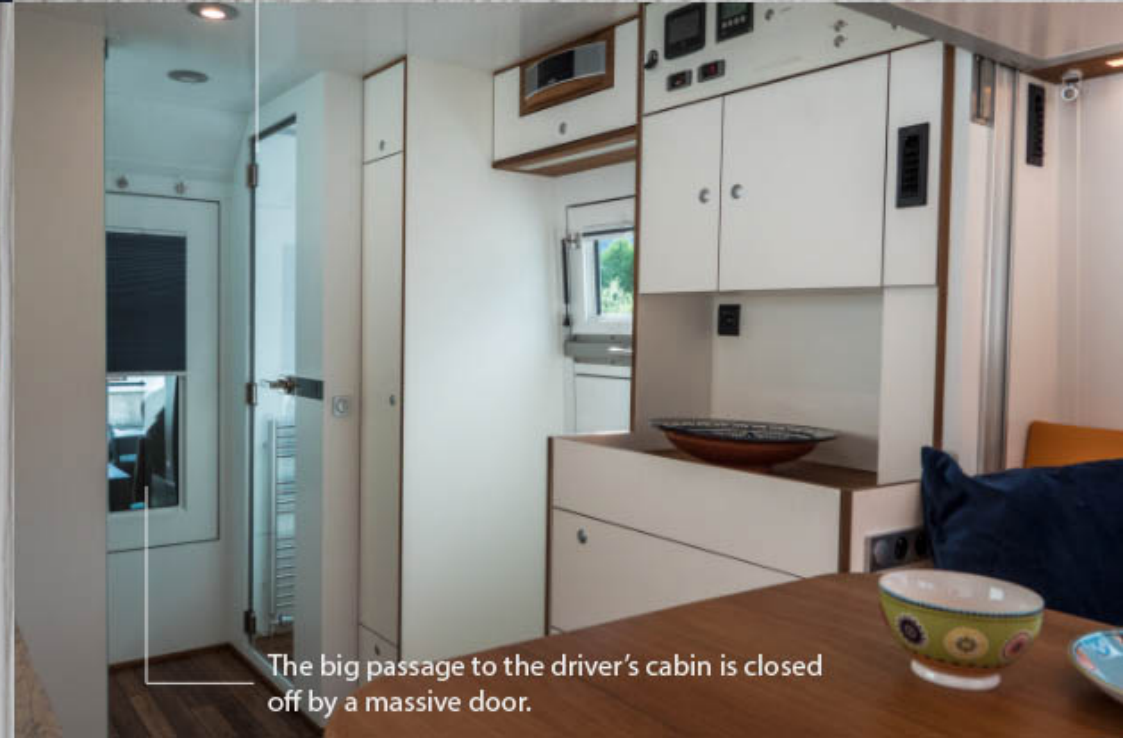
Wooden floor with  
warm-water floor  
heating

ACTION MOBIL ATACAMA 5200 HD



Sample of selected materials:  
Layout plan ATACAMA

The materials used, as well as the  
colour design will be selected  
according to the customer's  
individual wish.



The big passage to the driver's cabin is closed  
off by a massive door.